

Light is OSRAM

# OPTOTRONIC® LED Power Supply

## OT100W/UNV/800C/2DIM/P6 - Technical Specifications



### General Information

Item Number	79368
Type	Constant Current
Output Power	100W (Max.)
Programming Tool	51645
Software	<a href="#">Download</a>
Programmable Features	Output Current
	Dimming level
	LED thermal protection
	AstroDIM
	LEDSet Gen2
Constant lumen output	
End-of-life indicator	

### Environmental Specifications

Ambient Operating Temperature	-40°C to 55°C
Case Temperature (Tc)	85°C**
	90°C (max)
Max. Storage Temp.	70°C
Max. Relative Humidity (%)	95% non-condensing
Transient Protection	ANSI C82.77-5 Cat C Low
	6.0kV
IP Rating	IP66
UL Environmental Rating	Dry & Damp
UL File number	E320395
EMI Compliance	FCC Part 15 Class A
Sound Rating	Class A

\*\* Warranty applicable only at 85°C  
 \*\*\* External NTC cannot leave the fixture

### Electrical Specifications

#### Input

Input Voltage (VAC)	120V-277V (+/- 10%)	
Frequency Range (Hz)	50 – 60 Hz (+/- 10%)	
	<b>120V</b>	<b>277V</b>
Input Current (A)	0.95	0.40
THD @ Full load	<10%	<10%
Power Factor @ Full load	>0.95	>0.95
Efficiency @ Full load	≥89%	≥91%
Inrush Current (A <sub>pk</sub> )	59A, 147µs	131A, 155µs

#### Output

Output Current (mA)	350-800mA (1mA step) 530mA default
Output Voltage (VDC)	50-185VDC
Output Ripple Current	< 15% @800mA
Max. Output Power (W)	100W
LED Power-Up Time	<1 sec
Load Regulation	<5%
Line Regulation	<5%
Over Voltage Protection	Yes, non-latching
Over Load Protection	Power fold back @ 105W
Output Short-Circuit Protection	Yes, non-latching
Over Temperature Protection	Yes, Foldback at 100°C, Auto recovery

#### Dimming

Dimming Control	0 – 10V (Isolated)* AstroDIM
Dimming Range	10-100% (50mA min)
Dimming Type	Analog
Source/Sink Current	1mA

\*Class 2 or non-Class 2 wiring allowed  
 CAUTION: More than one power supply present

#### LED thermal protection (NTC)\*\*\*

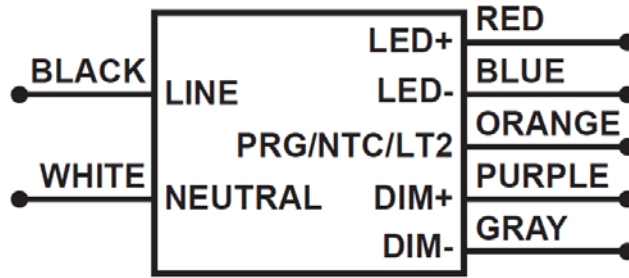
NTC Value Active Range	≤25kΩ
Temperature Derating start	User defined

External NTC cannot leave the fixture  
 The PRG/ NTC control circuit terminals or lead wires are not isolated



# OT100W/UNV/800C/2DIM/P6 - Technical Specifications

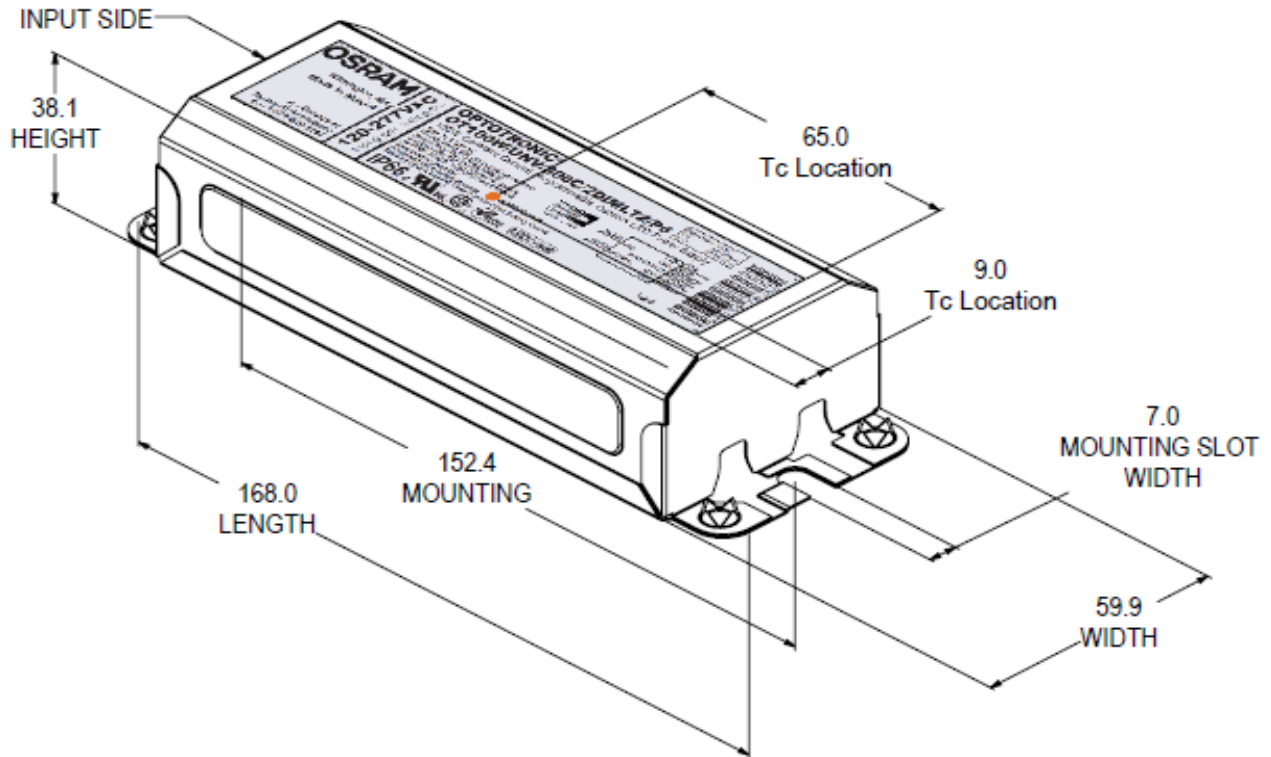
## Wiring Diagram



**Note:** Maximum suggested remote mounting distance is 16 feet. For additional information on further distances and EMI compliance reference application note LED126.

**Note:** The Dimming input is isolated and will allow Class 2 or non-Class 2 wiring across Purple and Gray wires

## Mechanical Diagram

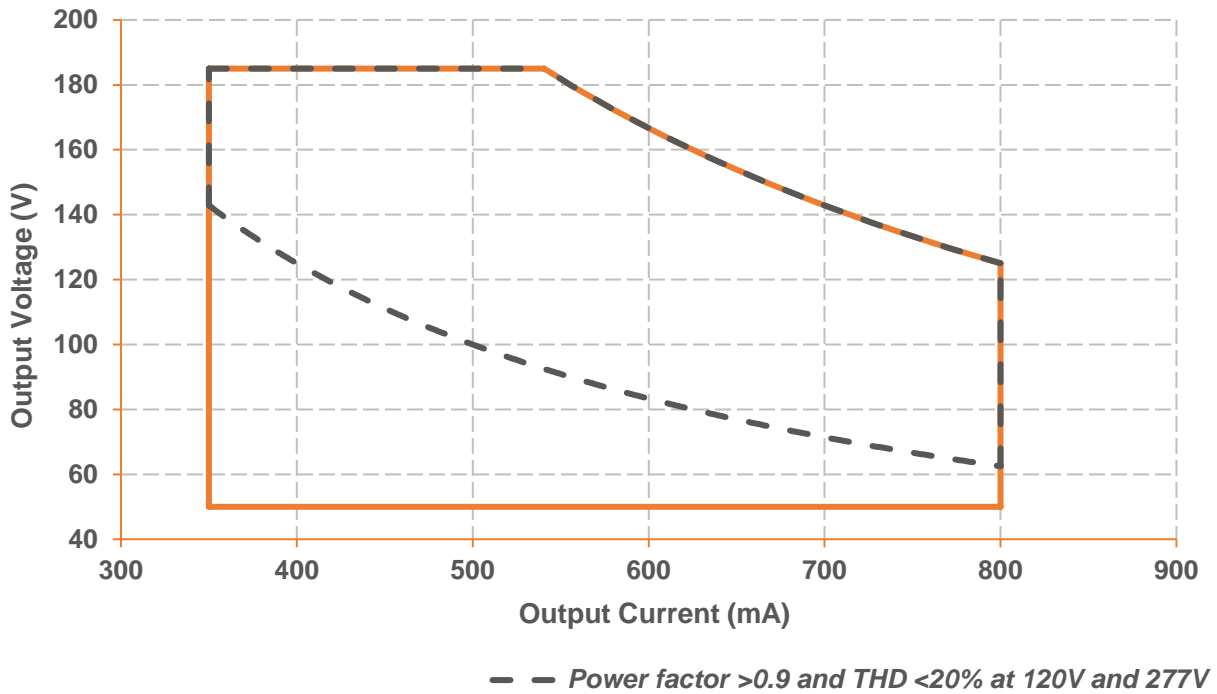


## Mechanical Specification

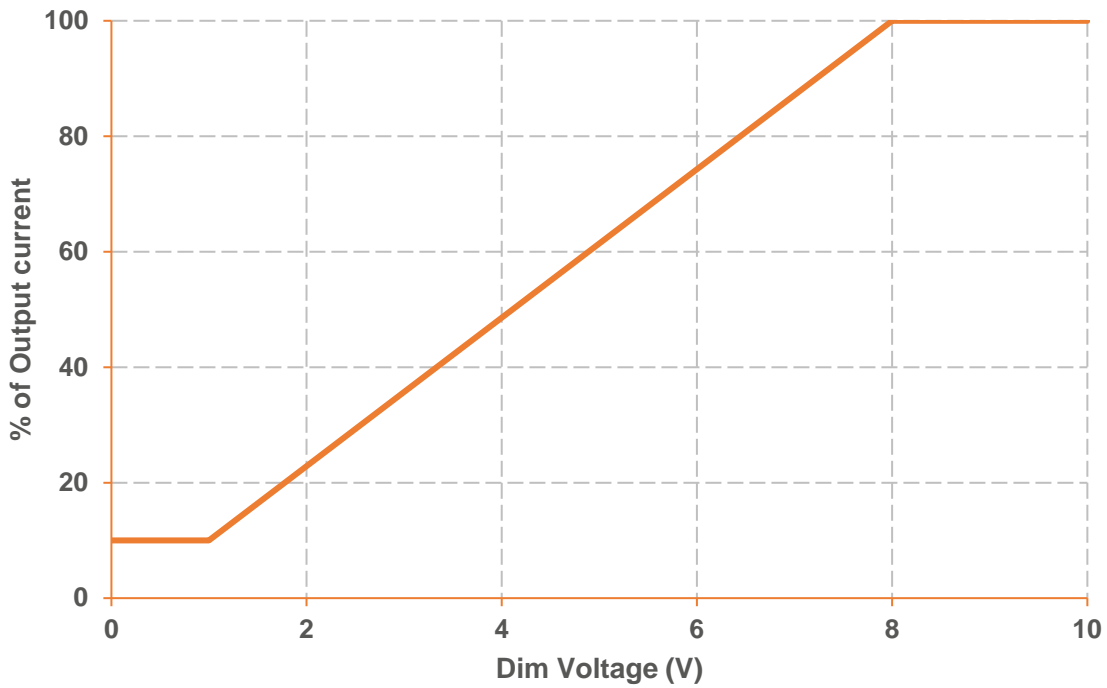
Length	6.61" (168mm)
Width	2.36" (59.9mm)
Height	1.5" (38.1mm)
Mounting Length	6.0" (152.4mm)
Mounting slot width	0.28" (7mm)

**VALID FOR:**  
OT100/UNV/800C/2DIM/P6  
OT100/UNV/1250C/2DIM/P6

Operating Range



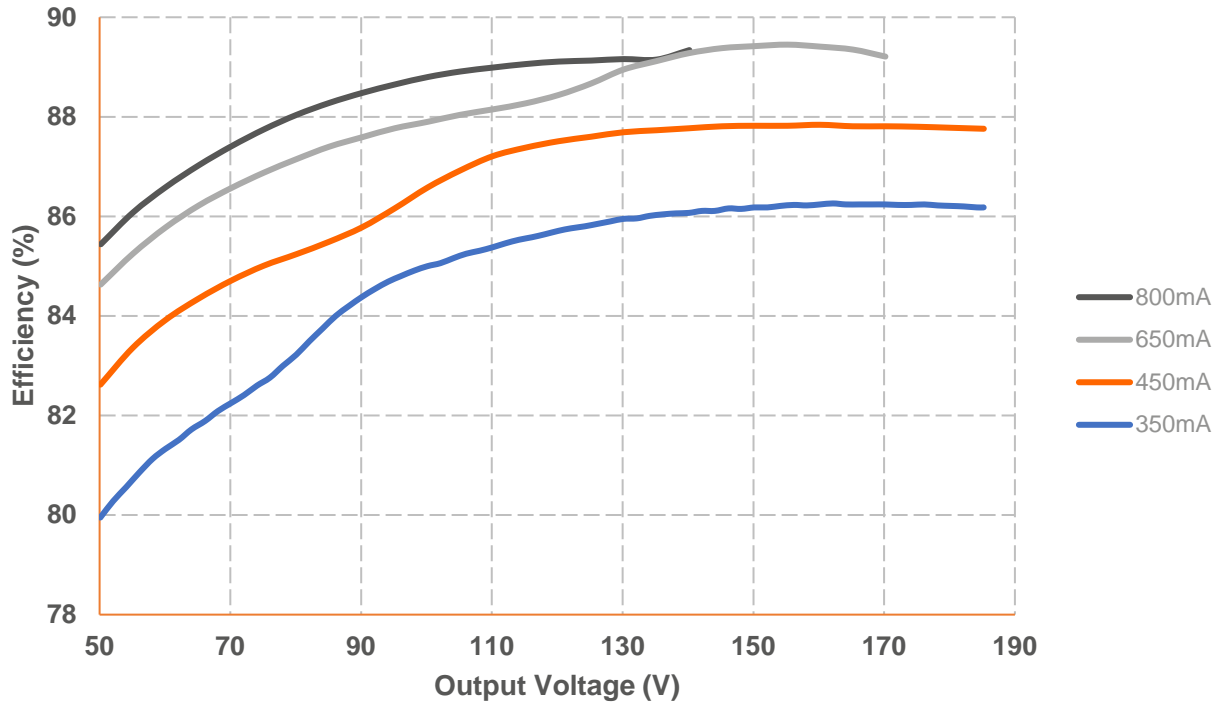
Dimming Curve



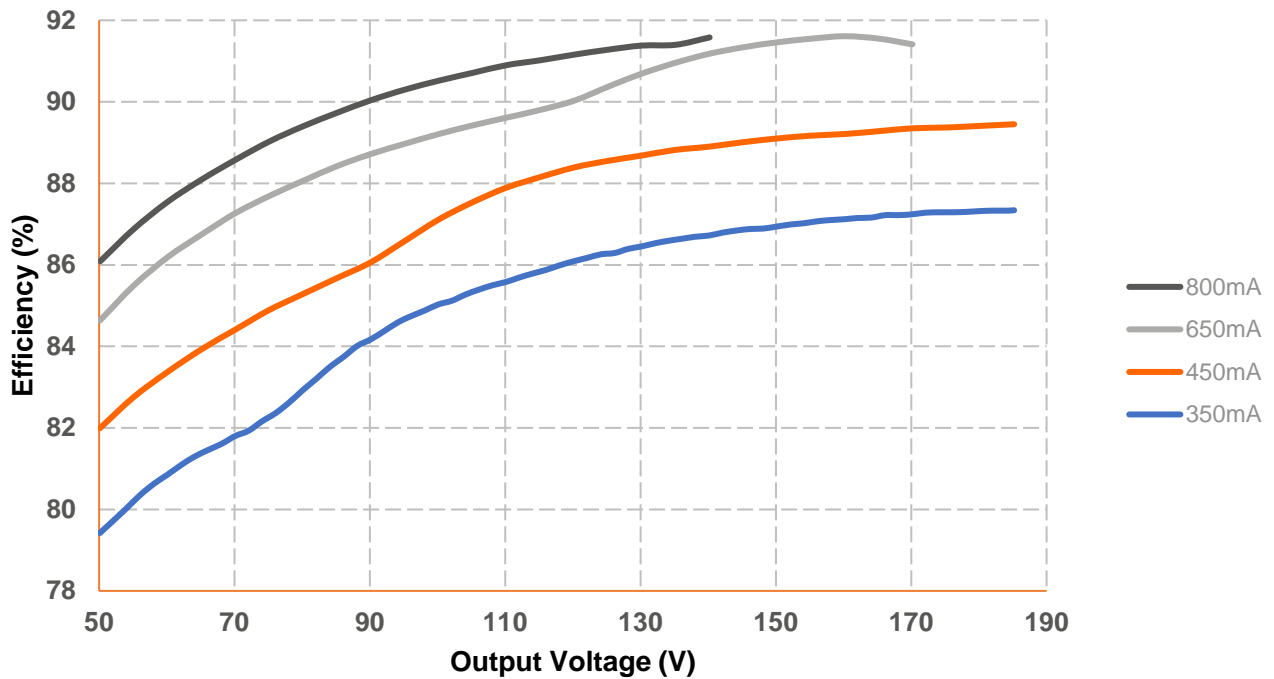
\*The absolute minimum current the driver can deliver is 50mA

Efficiency vs Output Voltage

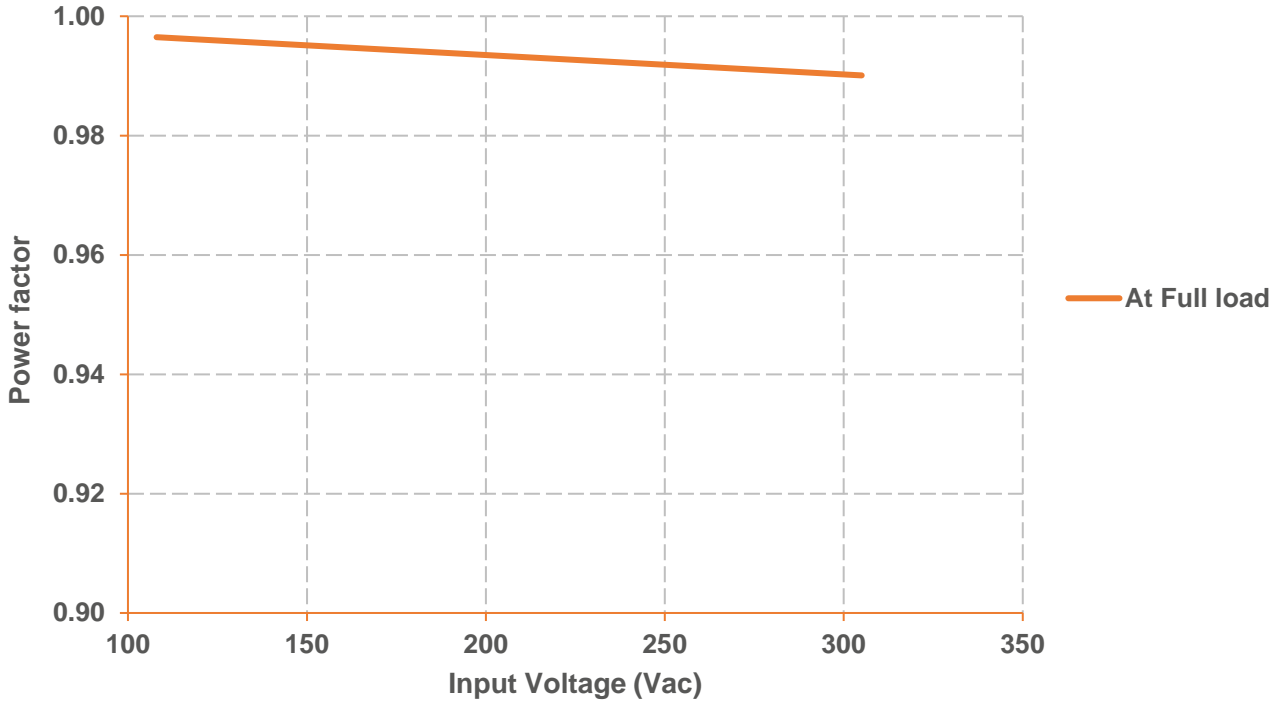
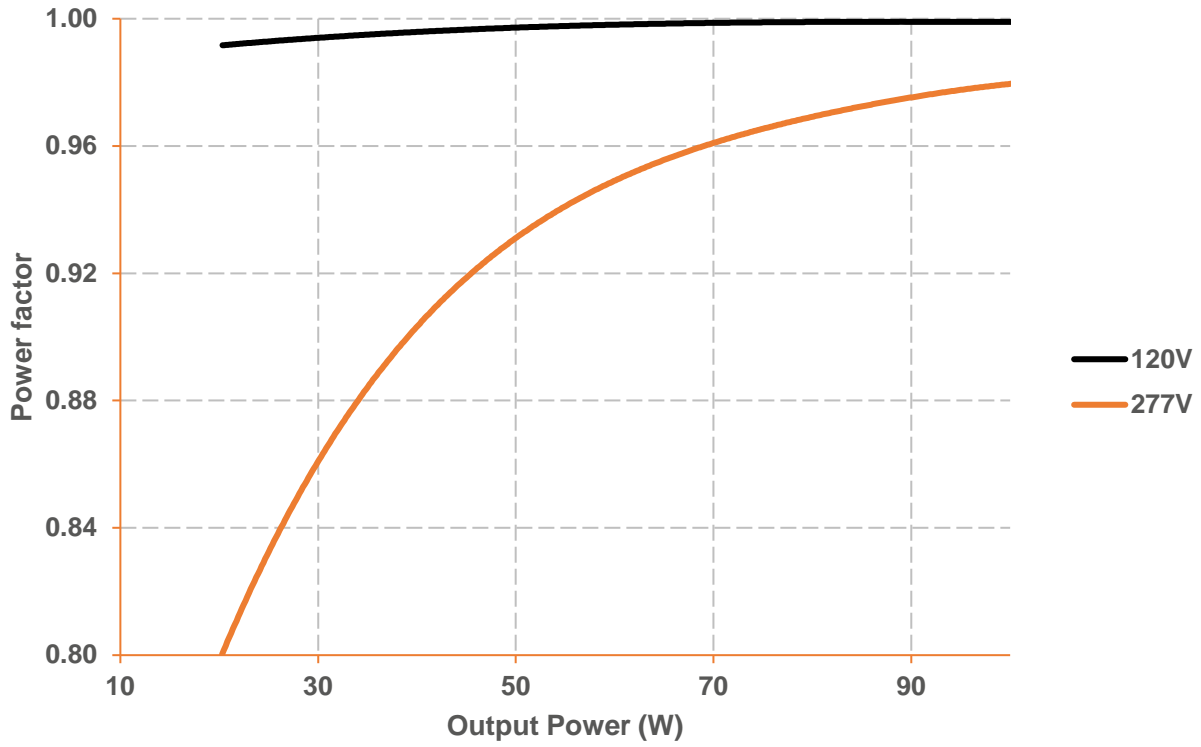
Efficiency @ 120V



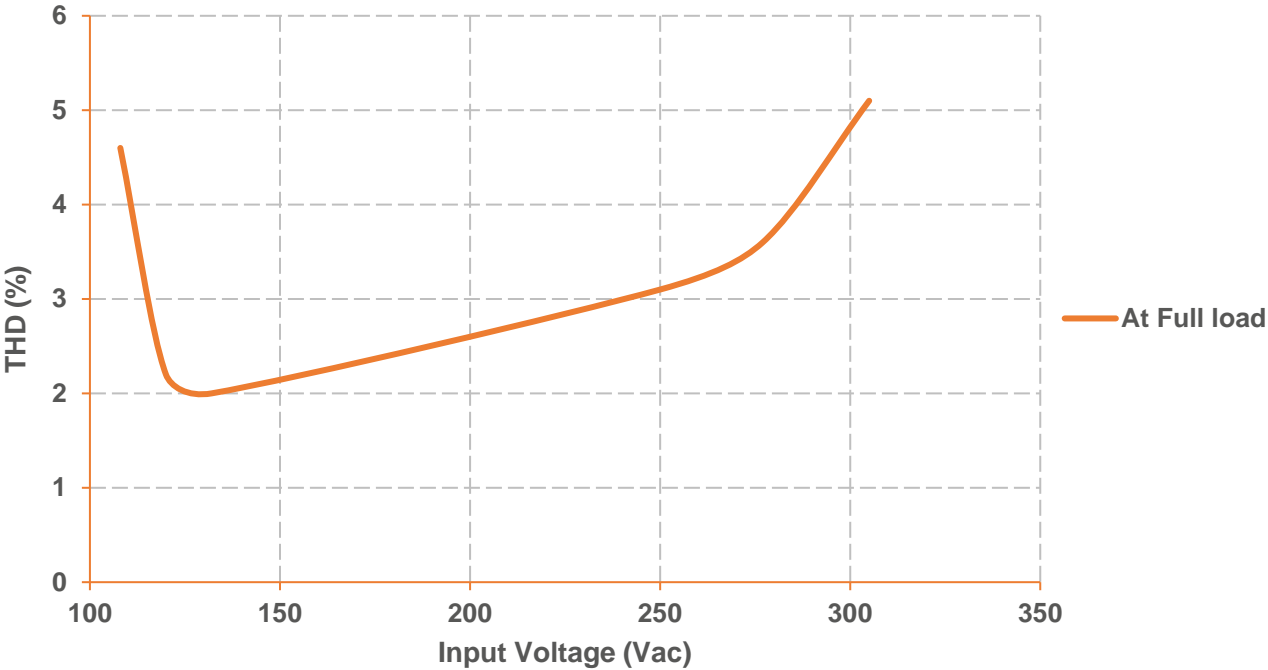
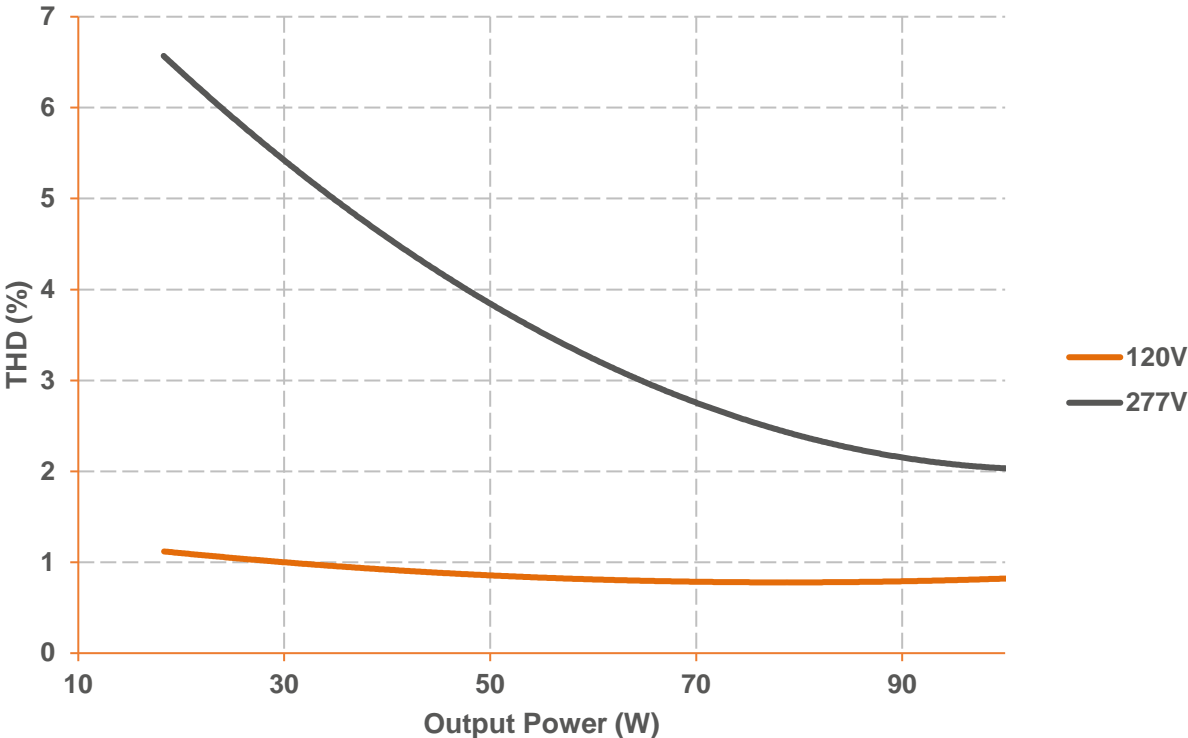
Efficiency @ 277V



Power Factor Performance

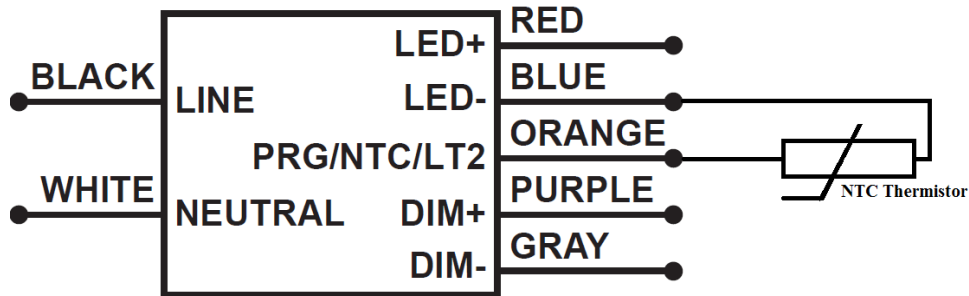


THD Performance



**LED Thermal Protection (NTC) Characteristic**

The LED thermal protection feature of the OT100W helps reduce the temperature of the LED module by reducing the output current in case of abnormal temperature conditions. To use this feature a third party NTC thermistor should be connected to the LED power supply as shown in the wiring diagram below.

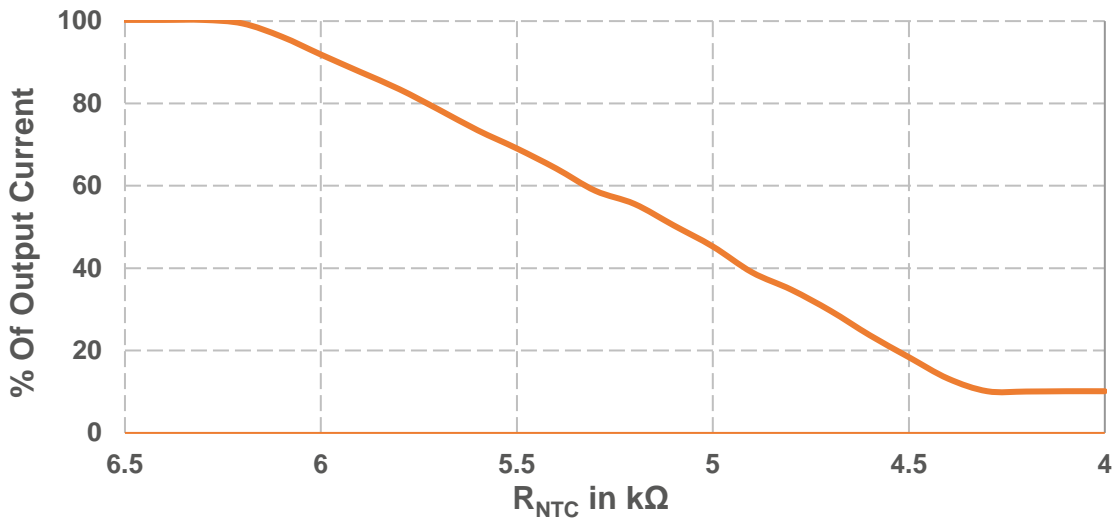


In the end application, care must be taken to place the NTC thermistor close to the hottest spot on the LED module. If LED thermal protection is not required the NTC port on the LED power supply connector can be left open.

Vishay, EPCOS, Murata, Panasonic are some of the manufacturers of NTC thermistor. EPCOS part number for reference only **B57164K153J (15kΩ @ 25°C)**. Murata part number for reference only - **NCP03XH223J05RL (22kΩ @ 25°C)**

**Note:** Graphs for reference. The de-rating limits can be programmed using the OT Programmer

**Derating start = 6.3kΩ; Derating end = 4.3kΩ; Min output level = 10%**



**End-of-Life Indicator**

The End-of-Life indicator feature helps the end user to receive a signal from the fixture indicating that it has reached its programmed life-time. After the LED driver reaches the programmed life-time, whenever it is turned ON, it stays at 'Dim' level (10%) for 10 minutes and reaches its appropriate level.

## OT100W/UNV/800C/2DIM/P6 - Technical Specifications

### AstroDIM

AstroDIM is an autonomous five level (1 Power ON & 4 Dimming levels) dimming protocol. It provides multi-stage night-time power reduction based on an internal timer; there is no need for an external control infrastructure. The ECG is automatically aligned to the on and off times for the street lighting and provide a defined output for the particular period of time. Compared with conventional systems there are significant cost savings. AstroDIM is designed for dimming without any external control wiring. Therefore, AstroDIM helps to save energy, extend the life of the driver and the LED module and reduce light pollution, even if only a power line is available. In AstroDIM operation, the driver executes a preset dimming profile, which can be reconfigured via the OT Programming Tool. The autonomous dimming is regulated by an integrated timer (no real-time clock), which adjusts the dimming profile according to the previous night (operation from switch-on to switch-off).

For detailed information on AstroDIM please refer to Technical Application guide 2DIM feature (LED 408)

### LEDset 2

LEDset (Gen2) is an analog interface, allowing basic communication between a LED control gear and one or more LED modules. It allows setting the output current of the LED driver by providing a highly accurate voltage reference (Vset) to the driver. The interface supports the following functions:

- Output current setting of the constant current LED control gear to single LED modules as well as to series/parallel connected LED modules
- Best matching of LED control gear and modules working point
- Self-configuration according to system structure, automatic tracking of technology development
- Easy mode of operation
- Additional monitoring & protection features (e.g. thermal protection of the LED modules)

Therefore, the typical applications of this interface are single or multiple LED module parallel connections, offering an increasing choice of modular capabilities and low cost thermal protections circuits.

For detailed information on LEDset interface please refer to Technical Application guide LEDset interface (LED 409)

**Note:** When the LEDset feature is enabled, the LED Thermal protection (NTC) feature is disabled.

### Constant Lumen Maintenance

The Constant Lumen Maintenance feature of the OT100W helps to maintain the required lumen output of the fixture at a constant level throughout its lifetime. In general LED's lumen output will depreciate over time and in order to maintain sufficient light level towards the end of lifetime, the LED's are driven at high current initially and will result in more energy consumption. The constant lumen maintenance will give the flexibility to drive the LEDs at optimal driving current throughout its lifetime. This helps in energy savings, constant light output and enhanced reliability of the system.

**Note:** A detailed step-by-step instructions are outlined in the 'OT Programmer User Manual V2.1'

### INRUSH CHARACTERISTICS

V <sub>in</sub> (V)	I <sub>peak</sub> (A)	T (@ 10% of I <sub>peak</sub> )
120	59	147 μs
277	131	155 μs

Complies to NEMA 410 for inrush current requirements

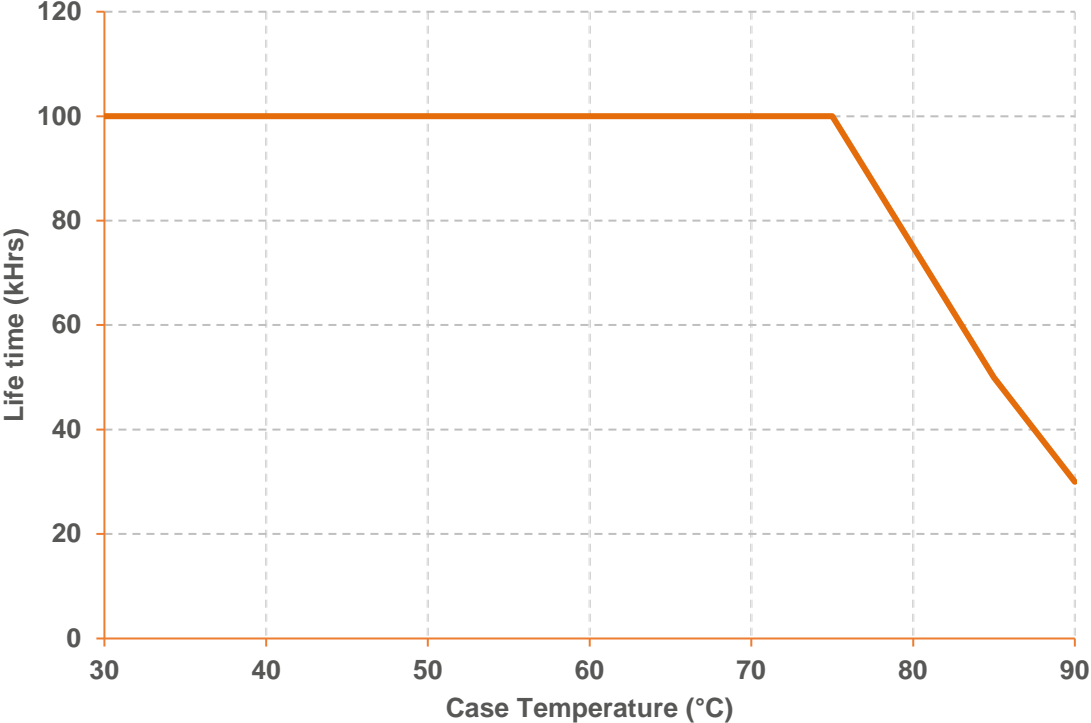
### Dimmer Compatibility

Manufacturer	Part Number
OSRAM	EN-LCM-1R10V-GB2-BK
	EN-LCM-1R10V-GB2-BK/DR
	EN-ALC-1R10V-GB2-BK
	EN-ALC-1R10V-GB2-BK-DR
Leviton	IP710-DLZ
Lutron	DVTV-XX
Wattstopper	ADF-120277
Synergy Lighting Controls	ISD BC

**Note:** The absence of a dimmer from this chart does not necessarily imply incompatibility. Please reference the dimmer manufacturer's instructions for installation.



Lifetime vs Case Temperature



Warranty

OPTOTRONIC® products are covered by our LED Module, OPTOTRONIC Power Supply or Control Warranty. For additional details, refer to the latest version of the warranty (LED395) available at [www.osram.us/warranty](http://www.osram.us/warranty)

OSRAM SYLVANIA Inc.  
200 Ballardvale Street  
Wilmington, MA 01887 USA  
877-636-5267  
[www.osram.us/ds](http://www.osram.us/ds)  
ECS322

OSRAM and OPTOTRONIC are registered trademarks of OSRAM GmbH. Specifications subject to change without notice.

© 2018 OSRAM SYLVANIA Inc.

